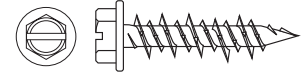




INTERNATIONAL FASTENERS, INC.

SPEC DATA SUBMITTAL SHEET




Dagger-Con™ Concrete Screws • Hex Washer Head • Blue Dagger-Guard Coating™

Size	TPI	Ctn Qty	Daggerz™ Part Number	Drive	Thread	Drill Bit Size	Usable Drill Length
1/4 x 1-1/4	14	2,500	CONHB*14114	5/16"	Hi Low	3/16 x 3-1/2	2"
1/4 x 1-3/4	14	2,000	CONHB*14134	5/16"	Hi Low	3/16 x 3-1/2	2"
1/4 x 2-1/4	14	1,500	CONHB*14214	5/16"	Hi Low	3/16 x 4-1/2	3"
1/4 x 2-3/4	14	1,000	CONHB*14234	5/16"	Hi Low	3/16 x 4-1/2	3"
1/4 x 3-1/4	14	1,000	CONHB*14314	5/16"	Hi Low	3/16 x 5-1/2	4"
1/4 x 3-3/4	14	500	CONHB*14334	5/16"	Hi Low	3/16 x 5-1/2	4"
1/4 x 4	14	500	CONHB*1440	5/16"	Hi Low	3/16 x 6-1/2	5"
1/4 x 5	14	500	CONHB*1450	5/16"	Hi Low	3/16 x 7-1/2	6"
1/4 x 6	14	500	CONHB*1460	5/16"	Hi Low	3/16 x 7-1/2	6"

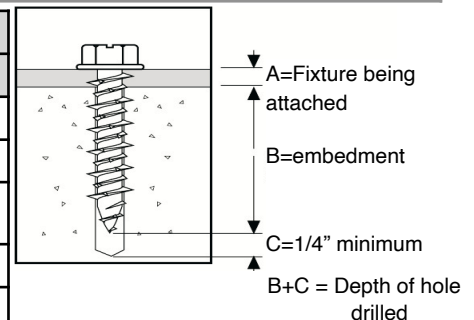
material:	C1022 LOW CARBON STEEL, CORE HARDNESS: HRC32-40
finish:	Dagger-Guard Coating™ is a three layer, multi step dip/spin bake process which provides 1000 hour salt spray corrosion resistance
application:	wood or metal to un-cracked concrete, hollow block CMU, and grouted hollow block CMU
installation:	Drill the hole using a standard carbide drill bit with the proper diameter (3/16" anchor = 5/32" bit). Do not use a Hammer Drill. Concrete and grouted CMU - drill the hole 1/4" deeper than recommended embedment. Hollow CMU - drill the hole through the full thickness of the face shell. Drive until fully seated, do not over-torque the anchor.

Meets or exceeds the following specifications:



ASTM A510	Specification for General Requirements for Wire Rods and Coarse Round Wire, Carbon Steel (Minimum grade 1018)
ASTM B117	Practice for Operating Salt Spray (Fog) Apparatus
ASTM G85	Standard Practice for Modified Salt Spray (Fog) Testing, Annex 5 Dilute Electrolyte Cyclic Fog Dry Test
ASTM E488	Strength of Anchors in Concrete Elements

Anchor Diameter	Drill Bit Diameter	Substrate	H _{nom} (in.)	Min. Spacing (in.)	Min. Edge (in.)	PSI	Allowable Load (lbf)	
							Tension	Shear
1/4"	3/16"	Concrete	1"	1-1/2"	2-1/2"	2600	175	290
			1-3/4"	1-1/2"	2-1/2"	2600	445	290
		Ungrooved CMU	1-1/4"	1-1/2"	2-1/2"	2250	120	210
		Grouted CMU	1-3/4"	4"	1-1/4"	2500	255	195
			1-3/4"	4"	2-1/2"	2500	280	195



These figures are offered only as a guide and are not guaranteed in any way by International Fasteners, Inc.

Appropriate safety factors should be applied to these values for specific purposes.

All International Fasteners, Inc. Fasteners are manufactured to IFI's Performance Specifications and Print Drawings.

CONHB*14.21